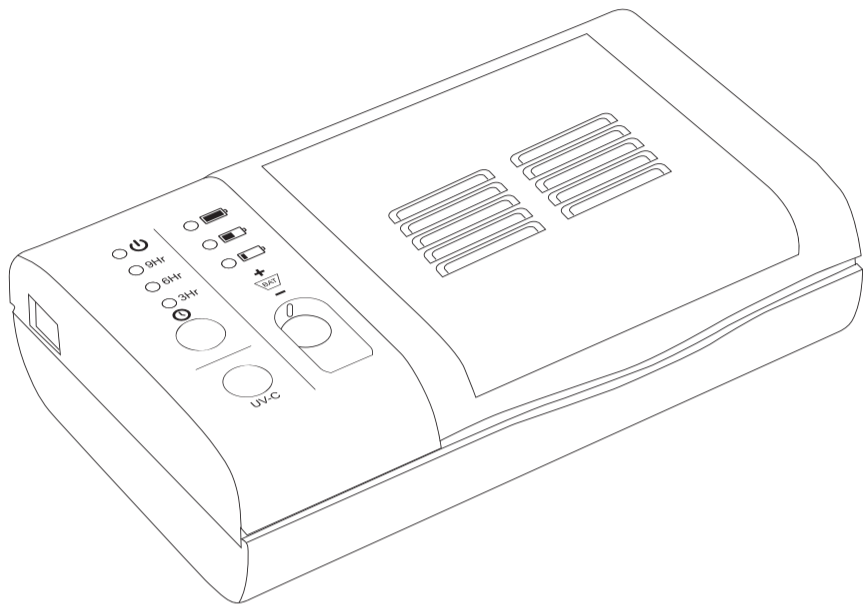
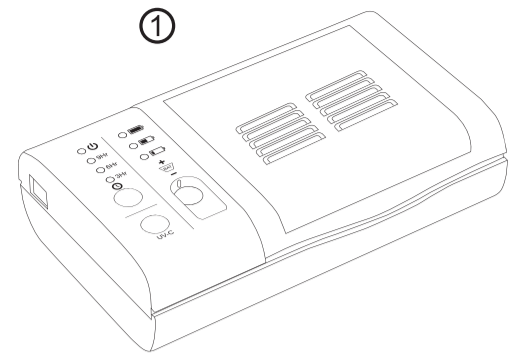
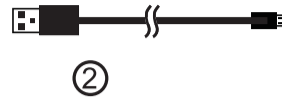


Portable UV-C Sanitizer and Dryer

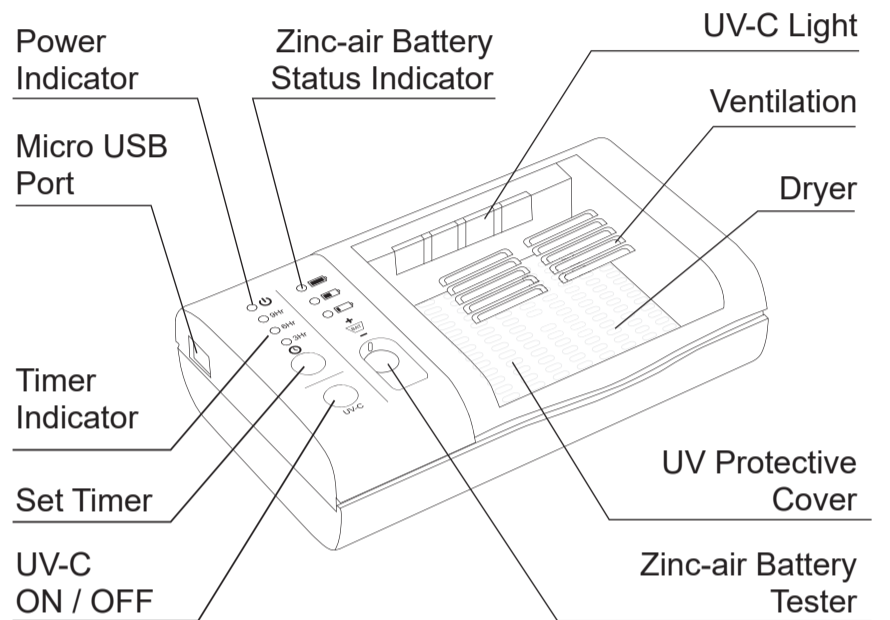


Accessories

- ① Main Unit
- ② Micro-USB Cable

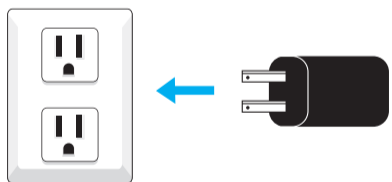
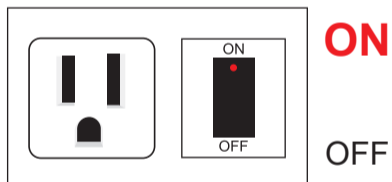


Features



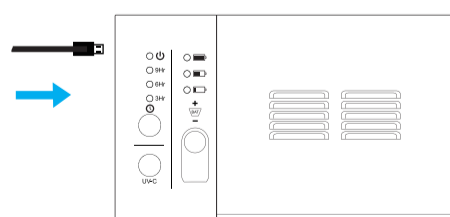
Powering up

- (1) Ensure the wall plug's power is switch ON



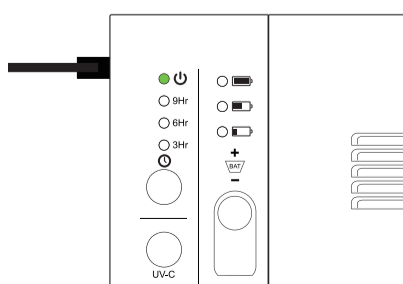
- (2) Plug the USB Adaptor into the wall plug

- (3) Plug the USB Cable into the USB Adaptor



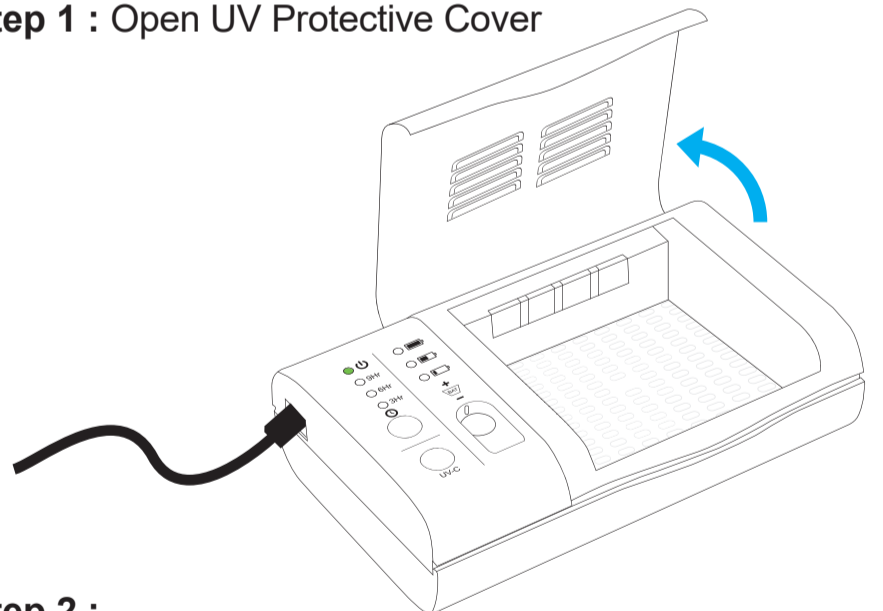
- (4) Plug the Micro-USB Cable into the main unit.

- (5) Once the main unit receives power, the power indicator will light up green



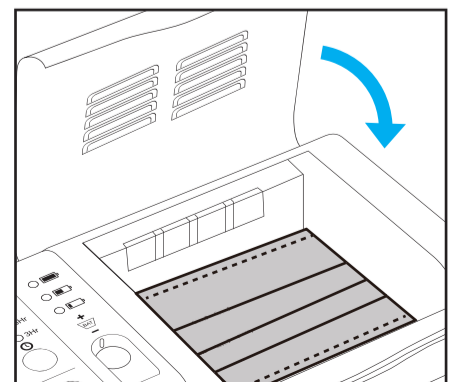
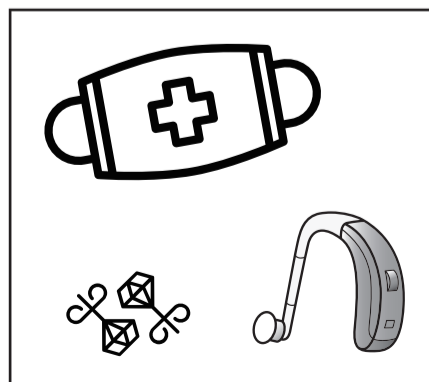
How to use

- Step 1 : Open UV Protective Cover**




- Step 2 :**

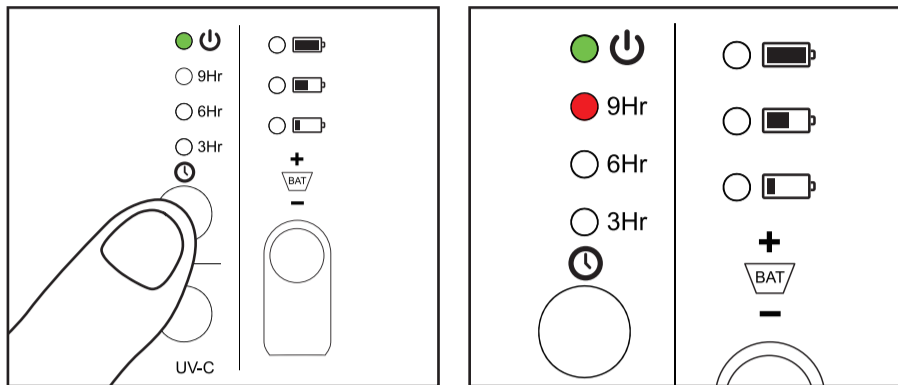
Place the item that need to be sanitized in the box:
surgical mask, hearing aid, jewelry etc.
(Notice: Please sanitize surgical mask for at least 30 minutes on both sides. The battery needs to be removed when sanitizing a hearing aid.)



Step 3 :

Select the duration that you would like to dry and sanitize your item for by clicking the Set Timer button .

UV-C light at wavelength: 254nm can effectively reduce bacteria, virus and germs. Please do not look directly at the UV-C light and do not open the UV Protective Cover when the device is working.

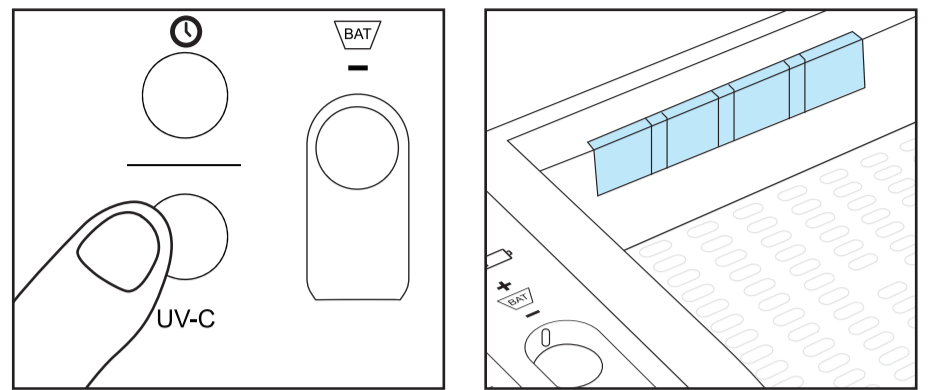


Step 4 :

Once the session has completed, simply open the UV Protective Cover and remove the item.

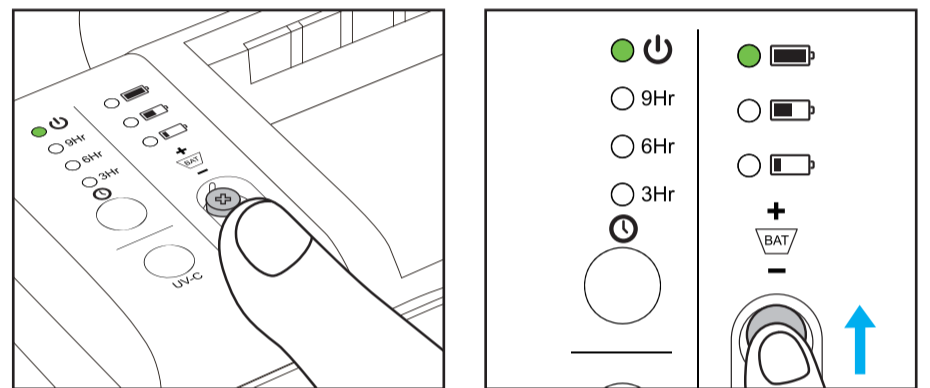
UV-C ON / OFF

Click the UV-C button to switch the UV-C option ON / OFF during the session.



Battery Tester

The Portable UV-C Sanitizer and Dryer can test your zinc-air battery level. Place your zinc-air battery's positive side facing up and push it down and towards the end of the zinc-air battery tester, the zinc-air battery status indicator will light up to indicate your current battery status.



Safety

- Keep out of reach from children
- Keep the device dry
- Do not look directly at the UV-C light
- Indoor use only
- Do not attempt to disassemble, fix, replace or remove any of the components
- Keep away from direct sunlight exposure
- Keep device away from high temperature areas
- Unplug from outlet before cleaning
- Only use dry or damp cloth to wipe the device clean

Warranty

Comes with one-year limited warranty.

During this warranty period, from the date of purchase by the original customer, we warrant Portable UV-C Sanitizer and Dryer to be free from defects in material and workmanship under intended home use.

In the even that Portable UV-C Sanitizer and Dryer fails to function properly due to defects in material or workmanship within one year of original purchase.

Contact our customer service center by email and return the unit with proof of sales purchase receipt or packing slip with no exception to the address given by the customer service agent.

Will either repair or replace the unit (with a refurbished unit or a unit of equal condition) and return it to you at no cost to you (there will be a cost to you (there will be a nominal additional shipping charge if it is shipped to out-side the 48 continental US State.)

Specifications

Model	Digimax Portable UV-C Sanitizer and Dryer
Item no	DP-221
Power consumption	≤5W
Current Input	DC 1.0 A
Voltage Input	DC 5.0 V
Battery type	Zinc-Air
Battery size	10 / 12 / 312 / 675
UV-C wave length	254nm
Timer	3 Hours / 6 Hours / 9 Hours
Dimension	16.5 x 10.5 x 4.5 cm
Weight	260g
Country of origin	Made in Taiwan